



Rent everywhere,
Return where you want



Bike Sharing available at Namba/Koyasan/Kada

Reserve
your bike
from app!

Available nationwide

Details on back ▶



Ride e-bike(XU1) with a discount! Coupons available

Find the blue pin ▶



*XU1(e-bike) is only available at exclusive stations with the blue pin

¥150 Discount Coupon

Coupon Code

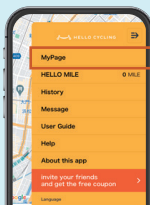
Available until: Mar 31, 2024

nkpedal2023

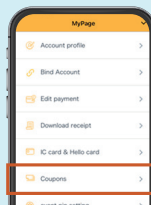
*Please note that this campaign is subject to change or end without notice.

How to use the Coupon

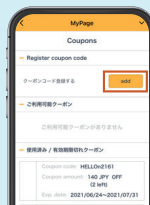
Select
"MyPage" from
the menu after
registration



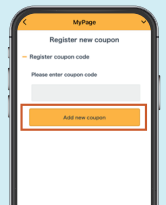
Select
"Coupons"



Select "add"



Register the
coupon code
written above



Download the app now!

powered by HELLO CYCLING



App Store
からダウンロード

Google Play
で手に入れよう

<https://www.hellocycling.jp/>

HELLO CYCLING

APP DOWNLOAD



'なんかいね'があふれる





Bike Sharing

Available anywhere, anytime!

POINT 01



Sign up from the app

Install the app and register your account and payment method.

POINT 02



Rent a bike anywhere, Return where you want

Bike stations are open in front of train stations! You can return your bike at any station.

POINT 03



E-bikes will make your journey easier

You can ride to far places easily with a bike.



How to use bike sharing

First, download the app and register as a member.

Step.1

Download the app



<https://www.hellocycling.jp/>

Step.2

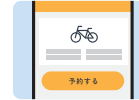
Member/Payment Registration



Please enter your information in each field according to the guidance of the application.

Step.3

Reserve a Bike



Tap the station pin on the map, Select the bike you want to use from the details. Check bike details and tap to reserve.

Unlocking the bike will start the usageing.

Check the Bike No.

After the reservation is complete, the button to open the lock will appear. The black lock LED will flash blue.



Tap the app's unlock button when near the bike.



Please tap your registered IC card.

Tap the unlock button to unlock the bike immediately. Please make sure you are near the bike.

Return the bike.

Manually lock the bike

(with a click sound)



Press the RETURN button on the black lock.



Tap the Return button in the app.

Completion of return

Make sure it's green!



The LED light on the black lock will turn back to green and you will receive a notification in your in-app message that the return is completed.



*XU1(e-bike) is only available at exclusive stations with the blue pin

e-bike Rental Fare

Until **30 min**

¥3000

every **15 minutes** extension **¥150**

Until **12 hours** **¥2,000**

*Prices may vary depending on the area. Please check the details from the app.