


Come stay in Shukubo!


What is a Shukubo?

Experience hospitality that only a Shukubo could offer!

“Shukubo” is a temple that offers lodging for guests. At first glance, it appears like a simple travelers’ inn, or Ryokan; however, the most appealing difference is that guests can enjoy a kind of hospitality that only a Shukubo could offer, such as the experiencing Buddhism first hand and enjoying monastery vegetarian dishes. Your heart will gain solace during the special time you spend in a Shukubo.



The chanting of sutras permeates the morning silence, creating a special kind of dignified, crisp atmosphere. And then come the many delicious and handsomely-presented monastery vegetarian dishes. This is the other side of Koyasan that only travelers can come to know. Come stay in a Shukubo!



**Rooms**  
A Ryokan-like comfortable atmosphere

All rooms are private. Each room offers the necessary amenities, such as heating/air conditioning as well as a yukata robe and towel, giving the shukubo a Ryokan-like comfort. The monks offer thorough-going hospitality and a wonderful presentation for your journey to Koyasan.



**The Bath**

**There is a large Japanese-style tub, allowing bathers to stretch out their legs and relax.**

There is a large, multi-person bath, where bathers can soak their weary bodies after a long day of hiking.



**Shakyo**  
Your brushstroke reveals your inner heart.

Shakyo is the copying of sutras. Simply dashing off the characters is forbidden. The calligrapher corrects her posture, holds her dearest wishes in her heart, and carefully touches the brush to paper one point and one line at a time.

**Monastery Vegetarian Cuisine**  
**The meals are splendid, yet modest. The monastery vegetarian cuisine is the treasure of Koyasan.**



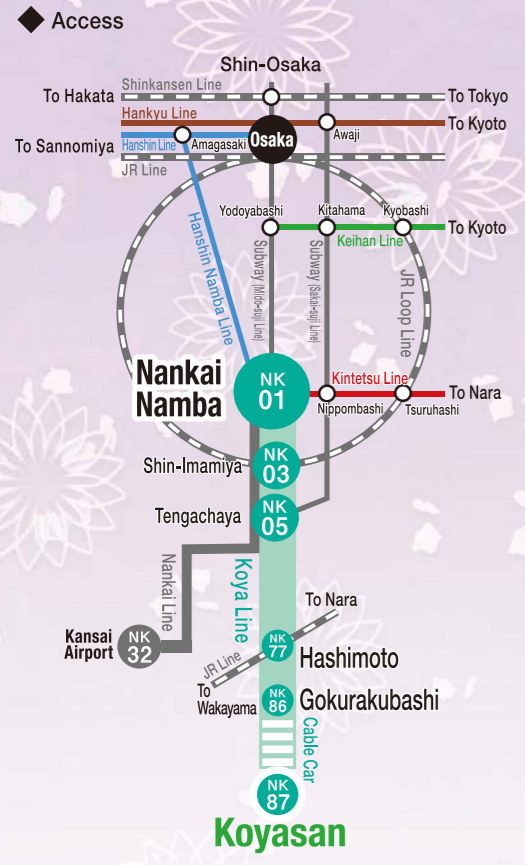
This cuisine completely excludes the use of meat and fish. The cuisine, both delicious and splendid in appearance, makes adroit use of wheat gluten and tofu to approximate meat, and gives the diner a glimpse into the skills, culture and history of the denizens of Koyasan. The meals also make use of in-season fresh wild plants.



**Buddhist Services**

The solemn, dignified Buddhist services in the mornings on Koyasan will be the highlight of your stay in the Shukubo.

The Buddhist service involves the chanting of sutras in front of an image of the Buddha as we pay homage. Services to the principal image of the Buddha are held every morning on Koyasan in an atmosphere of solemn dignity. This is something that only guests of the Shukubo can experience, and will be the highlight of your stay on Koyasan. Please do take part!



**Travel time**

Namba — NANKAI KOYA LINE — Gokuraku-bashi — CABLE CAR — Koyasan

Ltd.Exp.KOYA 80 min  
Rapid Express 90 min  
Express 100 min

Buying a limited express ticket, you can reserve a seat for the Koya Limited Express.

**Timetables(between Namba Station and Koyasan Station)**

From Namba to Koyasan Sta. (Cable Car) 2018.3.31

	Bound for	5	6	7	8	9	10	11	12	13	14	15	16	17	18	19	20	21
Weekdays (Mon – Fri)	Koyasan (direct link)		0		42	0	0	24		0	0							
	Hashimoto (change trains at Hashimoto)	6 <sup>*3</sup>	29	14	19	30	2	2	0	2	2	0	0	12	8	5	5	5
Weekends Holidays	Koyasan (direct link)				0	0	0	14		0	0	0						
	Hashimoto (change trains at Hashimoto)	6 <sup>*3</sup>	0	0	13	2	2	0	0	2	2	2	0	0	0	5	5	5

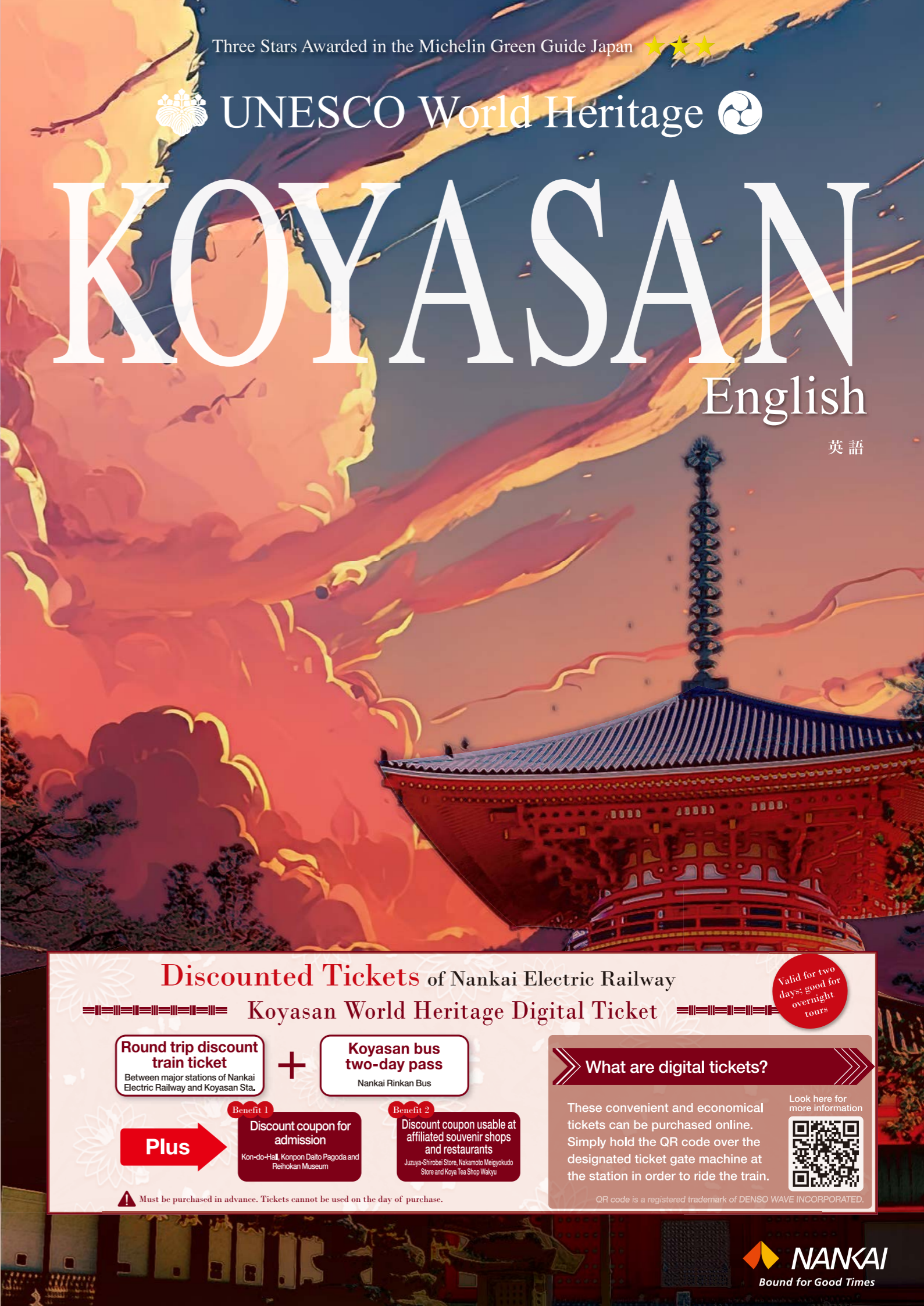
From Koyasan Sta. (linked by cable car from Gokuraku-bashi Sta.) to Namba 2018.3.31

	Bound for	5	6	7	8	9	10	11	12	13	14	15	16	17	18	19	20	21
Weekdays (Mon – Fri)	Namba (direct link)						37	20	13			25	37					
	Hashimoto (change trains at Hashimoto)	27	13	8	3	7	1	8	5	3		8	21	43	16	1	14	40
Weekends Holidays	Namba (direct link)					28	5	16	11		12	10						
	Hashimoto (change trains at Hashimoto)	27	13	19	7	2	24	24	1	25	21	33	33	14	10	6	11	39

**Information**

Enjoy the REAL Osaka!!  
Authentic Information and Advice for Visitors  
FIND MY OSAKA~JAPAN~ NANKAI

White : Limited Express  
White : Rapid Express  
Red : Express  
Black : Local  
White : Tenku



Three Stars Awarded in the Michelin Green Guide Japan ★★ ★

UNESCO World Heritage

# KOYASAN

English 英語

**Discounted Tickets of Nankai Electric Railway**

**Koyasan World Heritage Digital Ticket**

**Round trip discount train ticket** + **Koyasan bus two-day pass**

Between major stations of Nankai Electric Railway and Koyasan Sta. Nankai Rinkan Bus

**Benefit 1** Discount coupon for admission  
Kon-do-Hall, Konpon Daito Pagoda and Reihokan Museum

**Benefit 2** Discount coupon usable at affiliated souvenir shops and restaurants  
Juzuya-Shirobei Store, Nakamoto Meigyokudo Store and Koya Tea Shop Wakyu

**What are digital tickets?**

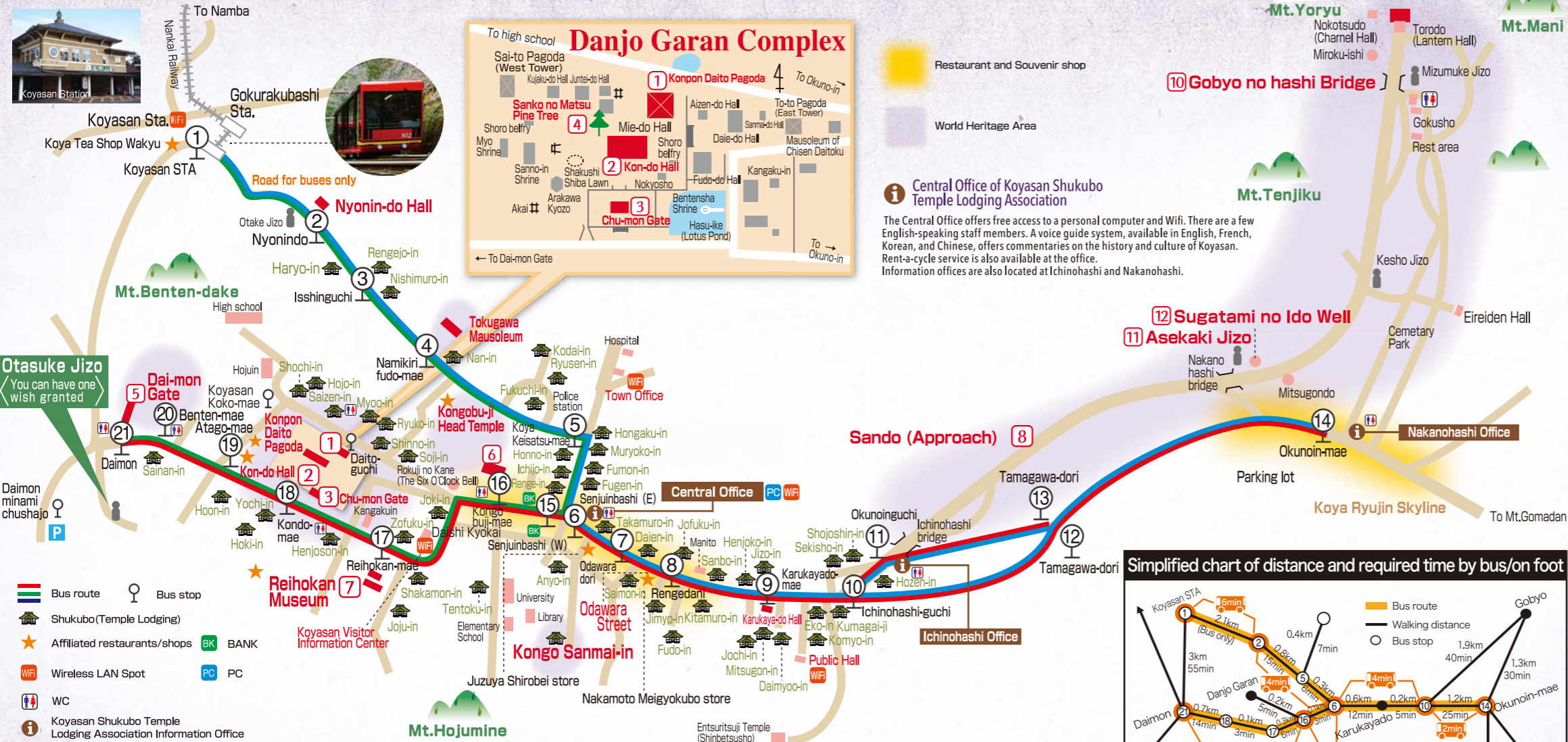
These convenient and economical tickets can be purchased online. Simply hold the QR code over the designated ticket gate machine at the station in order to ride the train.

Look here for more information

QR code is a registered trademark of DENSO WAVE INCORPORATED.

Must be purchased in advance. Tickets cannot be used on the day of purchase.

# Map of Koyasan



## The Highlights of Koyasan

### Danjo Garan Complex

#### ① Konpon Daito Pagoda

The present structure was rebuilt in 1937. The 48.5-meter-high tower painted in vermilion lacquer enshrines a statue of Taizokai Dainichi Nyorai and four statues of Kongokai Buddha. Together with colorful images of other deities painted on the 16 pillars and walls, these statues of Buddha comprise a mandala.

8:30am~5:00pm  
¥500

#### ② Kon-do Hall

As the main hall of the temple complex, the Kondo is used for important Buddhist ceremonies. Although the hall was originally built by Kukai in 819, it has been repeatedly destroyed. The present hall was rebuilt for the seventh time in 1932. The hall enshrines a statue of Yakushi Nyorai as a main deity.

8:30am~5:00pm  
¥500

#### ③ Chu-mon Gate

The original structure of the Chumon gate was destroyed in fire in 1843. One hundred and seventy-two years after the destruction of the original gate, in 2015, the present gate was rebuilt as part of a project to celebrate the 1200th anniversary of Koyasan.



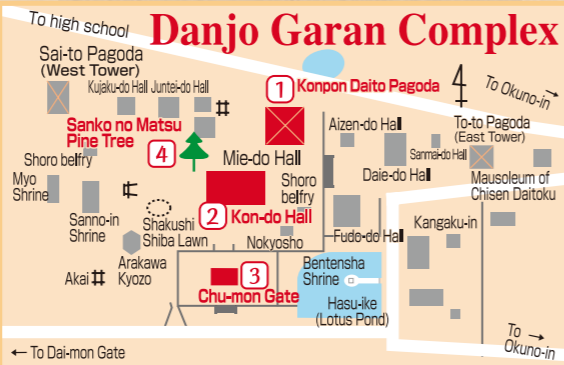
#### ④ Sanko-no-matsu (three-leaf pine tree)

According to legend, shortly before Kukai departed for Japan from China after studying Esoteric Buddhism there, he threw a triple-forked vajra (an instrument used in rituals) toward the Japanese Archipelago in order to discover the best place to propagate Esoteric Buddhism. Since the vajra fell on Koyasan, Kukai erected a temple there. People began to worship three-leaf pine trees growing on the mountain because of the resemblance of their leaves to a triple-forked vajra. Today, many visitors take home fallen pine leaves and treasure them as good-luck charms.

### Koyasan—the embodiment of the thought of Kukai

It was a solitary monk named Kukai who established this place of worship deep in the mountains for the esoteric Buddhist sect of Shingon. He travelled to China roughly 1,200 years ago to gain the highest levels of knowledge the world had to offer on esoteric Buddhism transmitted from India, as well as astronomy, geology, and civil engineering, before returning to Japan. He was a most uncommon monk, sharing his skills and stories throughout Japan. If anywhere has the most accumulated wisdom and knowledge of Kukai, it is Koyasan.

### Danjo Garan Complex



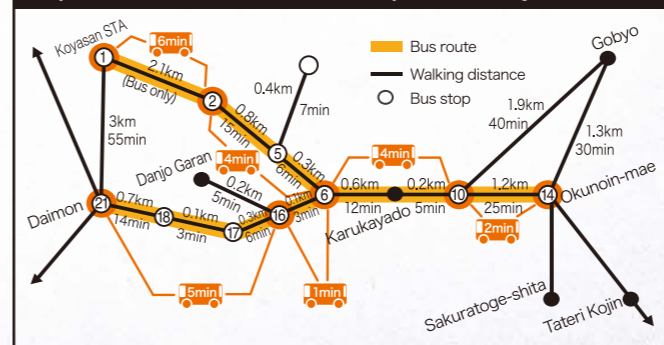
#### Central Office of Koyasan Shukubo Temple Lodging Association

The Central Office offers free access to a personal computer and Wifi. There are a few English-speaking staff members. A voice guide system, available in English, French, Korean, and Chinese, offers commentaries on the history and culture of Koyasan. Rent-a-cycle service is also available at the office. Information offices are also located at Ichinohashi and Nakanohashi.

### Okuno-in



#### Simplified chart of distance and required time by bus/on foot



### Okuno-in

#### ⑧ Sando (Approach)

Several hundred-year-old soaring cedar trees stand along the 2-kilometer path leading from Ichinohashi Bridge to the mausoleum of Kobo Daishi (Kukai). More than 200,000 tombs for people of all classes (from common townsfolk to military commanders) have been built among the trees, their presence attesting to the deep faith in this holy mountain.

#### ⑨ KoboDaishi Gobyō Mausoleum

Upon Kukai's death, his disciples erected a mausoleum beside the Tama River with its crystal-clean water. Even today, many people visit the mausoleum to worship Kobo Daishi.

#### ⑩ Gobyō no hashi Bridge

This bridge leads visitors to the mausoleum. Before crossing the bridge and entering the "sanctuary," it is a custom for visitors to groom themselves and make a deep bow to Kukai, who is believed to be still alive in the mausoleum and offering prayers for all people across the world.

#### ⑪ Asekaki Jizo (Sweating Jizo Statue)

The statue of Asekaki Jizo, standing close to Gobyō-bashi Bridge, is believed to be always perspiring since it deliberately suffers all sorts of pains on behalf of all people. The Mirror Well is located adjacent to this statue. According to a legend, anyone whose reflection does not appear on the well water is destined to die within three years.

#### ⑫ Sugatami no Ido (Mirror Well)

The Nankai Electric Railway and the Montreux Oberland Bernois Railway (MOB), in Switzerland, have entered into a sister railway partnership.

On October 24, 2017, the Nankai Electric Railway and the Montreux Oberland Bernois Railway (MOB), in Switzerland, entered into a sister railway partnership. MOB offers service between Zweisimmen and Montreux in Switzerland, and forms the Golden Pass, a lovely rail route that crosses Switzerland passing Lake Lucerne and Lake Geneva. MOB is a mountain railway that passes through the Lavaux Vineyard Terraces, a world heritage site, and this makes its sister railway partnership with the Nankai Electric Railway most fitting.



Excellent bus service!

Unlimited rides, valid for a full day!

## Koyasan Bus

Adult: 1,000 yen  
Child: 550 yen  
1Day Bus Ticket ¥1,000 ¥550

• Benefits: 20% discount for admission plus 10% discount at affiliated souvenir shops and restaurants  
• 1Day Bus Ticket is available at Koyasan STA bus stop

### From Koyasan Eki-mae

#### To Kongobu-ji Head Temple

Take bus bound for Daimon Minami Chushajo, get off at Kongobuji-mae ⑮ and walk a few minutes.

#### To Danjo Garan Complex

Take bus bound for Daimon Minami Chushajo, get off at Kondo-mae ⑮ and walk a few minutes.

If the bus for Daimon Minami Chushajo is not available, take a bus bound for Okunoin-mae, get off at Senjuinbashi (E) ⑥, and walk (see the simplified chart).

#### To Reihoan Museum

Take bus bound for Daimon Minami Chushajo, get off at Reihoan-mae ⑮ and walk a few minutes.

#### To Dai-mon Gate

Take bus bound for Daimon Minami Chushajo, get off at Daimon ⑮ and walk a few minutes.

#### To Nyorindo and Tokugawa Family Mausoleum

Take any bus other than the express bus bound for Tateri Kojin/Gomadán-zan. Get off at Nyorindo ⑮ to go there. To go to Tokugawa Family Mausoleum, get off at Namikiri Fudo-mae ④ and walk a few minutes.

#### To Okuno-in (Gobyō)

Take a bus bound for Okunoin-mae, get off either at Okunoin-guchi ⑪ or Ichinohashi-guchi ⑮, and walk 40 minutes. You can also ride as far as Okunoin-mae ⑭ and walk 30 minutes.

#### ① Koyasan STA

Revised April 3, 2023

	Bound for	6	7	8	9	10	11	12	13	14	15	16	17	18	19	20	21	22	
Weekdays (Mon-Fri)	Kongobuji-mae																		46 48
	Okunoin-guchi	29 <sup>△</sup>	24 <sup>△</sup>	21 <sup>△</sup>	17 <sup>△</sup>	12 <sup>△</sup>	19 <sup>△</sup>	3 <sup>△</sup>	22 <sup>△</sup>	7 <sup>△</sup>	5 <sup>△</sup>	39 <sup>△</sup>	7 <sup>△</sup>	3 <sup>△</sup>	38 <sup>△</sup>	8 <sup>△</sup>			
	Okunoin-mae	52 <sup>△</sup>	48 <sup>△</sup>	43 <sup>△</sup>	39 <sup>△</sup>	20 <sup>△</sup>	41 <sup>△</sup>	24 <sup>△</sup>		20 <sup>△</sup>	35 <sup>△</sup>	56 <sup>△</sup>	40 <sup>△</sup>	26 <sup>△</sup>	58 <sup>△</sup>	19 <sup>△</sup>			
Weekend/holidays	Daimon Minami Chushajo																		
	Kongobuji-mae																		46 49
	Okunoin-guchi	30 <sup>△</sup>	14 <sup>△</sup>	1 <sup>△</sup>	13 <sup>△</sup>	16 <sup>△</sup>	16 <sup>△</sup>	16 <sup>△</sup>	1 <sup>△</sup>	13 <sup>△</sup>	31 <sup>△</sup>	2 <sup>△</sup>	16 <sup>△</sup>	18 <sup>△</sup>	14 <sup>△</sup>	17 <sup>△</sup>			
	Okunoin-mae	27 <sup>△</sup>	25 <sup>△</sup>	22 <sup>△</sup>	35 <sup>△</sup>	35 <sup>△</sup>	35 <sup>△</sup>	45 <sup>△</sup>	50 <sup>△</sup>	24 <sup>△</sup>	43 <sup>△</sup>	52 <sup>△</sup>	55 <sup>△</sup>	50 <sup>△</sup>	49 <sup>△</sup>	51 <sup>△</sup>			
	Daimon Minami Chushajo																		

### Koyasan Tour/ To Koyasan Sta.

#### From Dai-mon Gate to Okuno-in

Take a bus bound for Okunoin-mae, and get off either at Okunoin-guchi ⑪ or Okunoin-mae ⑭. If a bus for Okunoin-mae is not available, take a bus bound for Koyasan Eki-mae, get off at Senjuinbashi (W) ⑮, and cross the street to Senjuinbashi (E) ⑥ to take a bus bound for Okuno-in.

#### ⑭ Okunoin-mae

Revised April 3, 2023

	Bound for	5	6	7	8	9	10	11	12	13	14	15	16	17	18	19	20	21	
Weekdays (Mon-Fri)	Koyasan STA	43																	
	Okunoin-guchi		14	9	4	5	40	25	10	4	19	25	10	30	20	40			
	Okunoin-mae	52	42	38	33	41													
Weekend/holidays	Daimon Minami Chushajo																		
	Koyasan STA	46	51	37	24	15	0	1	11	5	14	22	7	4	17	14	12	12	
	Okunoin-mae	57	51	48	39	39		11	30	25	38	38	26	14	40	39	40		
	Daimon Minami Chushajo																		

#### ⑥ Senjuinbashi (E)

	Bound for	5	6	7	8	9	10	11	12	13	14	15	16	17	18	19	20	21	
Weekdays (Mon-Fri)	Okunoin-guchi	39 <sup>△</sup>	2 <sup>△</sup>	31 <sup>△</sup>	27 <sup>△</sup>	22 <sup>△</sup>	29 <sup>△</sup>	13 <sup>△</sup>	18 <sup>△</sup>	17 <sup>△</sup>	6 <sup>△</sup>	6 <sup>△</sup>	17 <sup>△</sup>	13 <sup>△</sup>	8 <sup>△</sup>	18 <sup>△</sup>	2 <sup>△</sup>		
	Okunoin-mae	34 <sup>△</sup>	53 <sup>△</sup>	49 <sup>△</sup>	30 <sup>△</sup>	51 <sup>△</sup>	18 <sup>△</sup>	32 <sup>△</sup>	30 <sup>△</sup>	15 <sup>△</sup>	45 <sup>△</sup>	49 <sup>△</sup>	50 <sup>△</sup>	36 <sup>△</sup>	48 <sup>△</sup>	29 <sup>△</sup>			
	Koyasan STA	49	51	20	15	10	39	16	36	10	5	2	16	2	1	0	14		
Weekend/holidays	Okunoin-guchi	40 <sup>△</sup>	24 <sup>△</sup>	11 <sup>△</sup>	23 <sup>△</sup>	26 <sup>△</sup>	5 <sup>△</sup>	18 <sup>△</sup>	11 <sup>△</sup>	0 <sup>△</sup>	7 <sup>△</sup>	12 <sup>△</sup>	2 <sup>△</sup>	5 <sup>△</sup>	0 <sup>△</sup>	27 <sup>△</sup>	1 <sup>△</sup>		
	Okunoin-mae	37 <sup>△</sup>	35 <sup>△</sup>	32 <sup>△</sup>	45 <sup>△</sup>	17 <sup>△</sup>	26 <sup>△</sup>	13 <sup>△</sup>	23 <sup>△</sup>	27 <sup>△</sup>	53 <sup>△</sup>	26 <sup>△</sup>	28 <sup>△</sup>	24 <sup>△</sup>	59 <sup>△</sup>				
	Koyasan STA	52	57	43	3	21	6	7	17	11	20	28	13	10	23	20	18	18	

#### ⑮ Senjuinbashi (W)

	Bound for	5	6	7	8	9	10	11	12	13	14	15	16	17	18	19	20	21	
Weekdays (Mon-Fri)	Koyasan STA	29																	
	Daimon Minami Chushajo																		
	Koyasan STA	35																	
Weekend/holidays	Daimon Minami Chushajo																		
	Koyasan STA																		
	Daimon Minami Chushajo																		

#### ⑮ Daimon

	Bound for	5	6	7	8	9	10	11	12	13	14	15	16	17	18	19	20	21	
Weekdays (Mon-Fri)	Koyasan STA	23																	
	Okunoin-mae																		
	Koyasan STA	29																	
Weekend/holidays	Okunoin-mae																		
	Koyasan STA																		
	Daimon Minami Chushajo																		

△ Bound for Sakuragoe-shita (via Ichinohashi-guchi and Okunoin-mae) ○ Terminal at Okunoin-guchi ● Bound for Okunoin-mae via Okunoin-guchi △ Bound for Okunoin-mae via Ichinohashi-guchi ● Via Daito-guchi ● Only on days when "Tenku Ichigo" is running (Note 1) Reservation is necessary for the buses bound for Gomadan-zan and Tateri; Contact 0736-56-2250.