

OSAKA NAMBA

It's imperative!

Shop, see and eat in Namba, Osaka!

Namba flourished as the center of commerce and entertainment in Osaka City and is a hot tourist spot that delights shoppers and gourmet lovers! It is always filled with intense energy.


Famous place

**NAMBA CITY**
MAP D-E-2

**NAMBA COMEJIRUSHI**
MAP E-2


This is Osaka's leading shopping mall, which covers two stories above ground and two stories underground in Nankai Namba Station Terminal Building. Here you'll find a complete selection of products and services, from fashion, cosmetics, restaurants, to household goods. "Namba Komejirushi" adjacent to Namba City South Wing contains rows of highly unique and famous shops.

① Shopping areas: 10:00-21:00 Restaurant areas: 11:00-22:00
Note: The hours of some establishments may differ.

**NAMBA PARKS**
MAP D-E-2

Namba Parks is a shopping center directly connected to Nankai Namba Station. It is an eating, shopping and entertainment facility with a gently curving open-air mall and a lushly green terraced rooftop park where you can feel the charm of the city and overwhelming nature at the same time.

① Shopping areas: 11:00-21:00 Restaurant areas: 11:00-23:00
Note: The hours of some establishments may differ.

**NAMBA skyO**
MAP C-D-2

The new complex opened in October 2018. The 5th-floor houses "Dento/Bunka no Taiken Kobo Honmamon," a Japanese brand themed on food safety and peace of mind that is committed to the traditions and cultures of Japan.

① The opening hours vary by stores. ② No fixed holidays.

Duty-free information

Japan Tax-free Counter

● 7F, NAMBA Parks (Hours: 11:00 a.m. to 9:15 p.m.)
● 2B, NAMBA CITY (Hours: 10:30 a.m. to 9:30 p.m.)

Dotombori
MAP A-2

Dotombori proudly announces itself with the flashing and humming of its many neon signboards. The most famous is the quintessentially Japanese Glico sign. To remember this glittering scene, how about snapping a photo on the Ebisubashi Bridge?

Hozenji-Yokocho Alley
MAP A-2


This elegant stone paved alley is lined with a variety of restaurants, from old establishments to rustic restaurants serving "kushikatsu" (deep fried skewered pieces of meat and vegetables). At a Buddha statue in Hozenji Temple, called Mizukake Fudo, people pray for requited love.

Sennichimae Doguya-suji
MAP C-D-3

This is a district specializing in utensils related to Osaka's cuisine. Tableware, kitchen utensils for home use and other goods can be had here at discount prices. The perfect souvenir is a key-chain featuring a very realistic-looking "takoyaki," an octopus dumpling and Osaka specialty.

Gourmet & Shopping



**TENKA NO DAIDOKORO DAIKISUISAN**
MAP D-2


Enjoy the freshness of the food, and the attractive prices offered in the menu that focuses on sashimi of wild, live seafood delivered directly from the source, and braised and grilled fish.



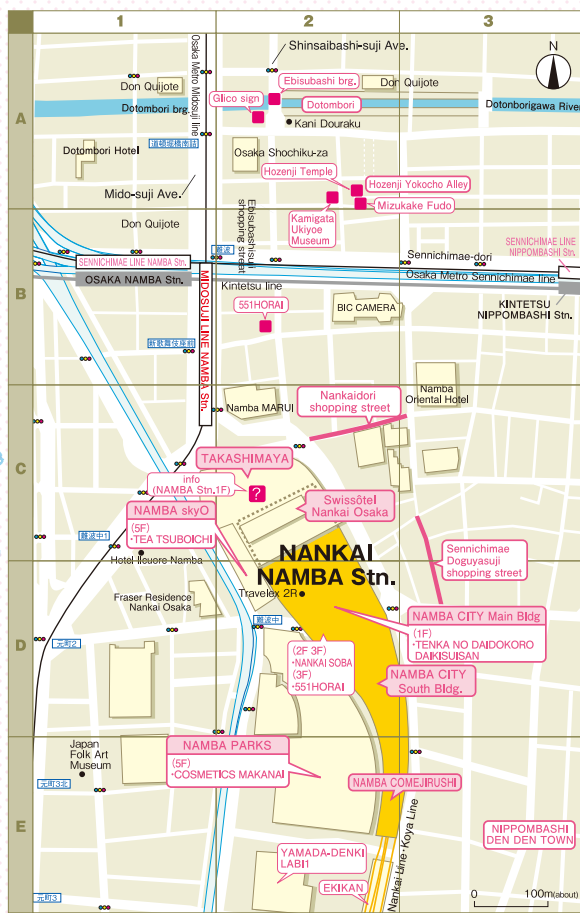
**COSMETICS MAKANAI**
MAP E-2

Makanai Cosme is popular for its Japanese-style skincare cosmetics and sundries such as kind-to-the-skin toners and sponges.



**TEA TSUBOICHI**
MAP D-2

Established in 1850. The café offers carefully selected and prepared tea and handmade desserts in a calm setting.



2019.10



ようこそ!大阪きっぷ YOKOSO! OSAKA TICKET



A special coupon is available at 1,580 yen. This coupon is a combination set of Rapi:t limited express ticket, a basic ticket to NANKAI Namba Station from NANKAI Kansai Airport Station, and a one-day pass for Osaka Metro stations and Osaka City Bus stops. The coupon offers fantastic savings. Furthermore, the coupon provides discounts for sightseeing facilities in Osaka, including Osaka Castle and the Tsutenkaku Tower, so that you can enjoy sightseeing in Osaka as well as your comfortable transportation on the express train.

ようこそ!大阪きっぷ YOKOSO! OSAKA TICKET

Price/ ¥1,580

Contents

One-way Rapi:t limited express ticket and basic ticket from NANKAI Kansai Airport Station to NANKAI Namba Station.
One-day pass for Osaka Metro and Osaka City Bus stops (Excluding some lines).*

*Except the City Bus bound for IKEA Tsuruhashi and Universal Studio Japan™.

Validity : Valid for one day, counting from your start date of using the coupon.

Valid for either the same day or the following day, however, in the case of Osaka Metro and Osaka City Bus.

Be sure to submit your YOKOSO! OSAKA TICKET exchange order to the NANKAI KANSAI-AIRPORT Station Ticket Office to get a basic ticket and the Rapi:t limited express ticket of your choice before your ride.
• The YOKOSO! OSAKA TICKET exchange order with no issuance stamp and expiration date is invalid.
• You can exchange the YOKOSO! OSAKA TICKET exchange order with a combination set of tickets at NANKAI Kansai Airport Station only.
• Neither NANKAI Electric Railway, Osaka Metro nor Osaka City Bus is responsible for any accidental damage to or the theft or loss of your YOKOSO! OSAKA TICKET exchange order or exchanged tickets.
• The YOKOSO! OSAKA TICKET exchange order is not refundable or exchangeable with cash.
• There are cases where the ticket office is congested. Be sure to arrive with time to spare.

南海電気鉄道株式会社

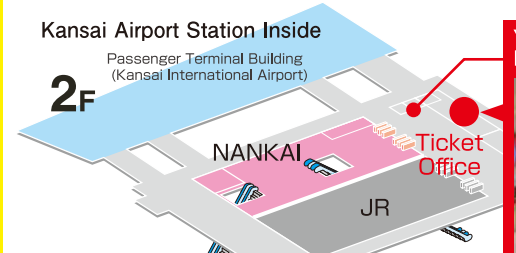
Exchange location / How to use

STEP 1
Go to the ticket office.
Bring the QR Code to the NANKAI KANSAI-AIRPORT Station Ticket Office after your arrival at the Kansai International Airport.

STEP 2
Exchange the ticket.
Get a basic ticket for NANKAI Namba Station from NANKAI Kansai Airport Station, the Rapi:t limited express ticket of your choice, and a one-day pass for Osaka Metro stations and Osaka City Bus stops.

STEP 3
Take the Rapi:t.
Insert the tickets into the automatic ticket gate. (The NANKAI basic ticket will be collected when you get out of NANKAI Namba Station.)

STEP 4
Move from Namba
Use the one-day pass and enjoy sightseeing in Osaka City. Be sure not to leave the one-day pass at the automatic ticket gate.



Kansai Airport Station Inside
Passenger Terminal Building (Kansai International Airport)
2F
NANKAI
JR
Ticket Office



YOKOSO! OSAKA TICKET Exchanged here.

OSAKA CITY

The best value tour plan

A lineup of sightseeing spots in Osaka

Osaka has full of tourist attractions. A one-day pass for Osaka Metro stations and Osaka City Bus stops ensures ease of transportation!
Furthermore, you can enter the following selected sightseeing spots at discounted fees with the presentation of your one-day free pass.
* The discounts are available for one day only, counting from your start date of use.



Osaka Castle Nishinomaru Garden

1 East

Main Tower of Osaka Castle

Admission fee / Adults: 600 yen → 540 yen
 ○ 9:00 - 17:00
 (Admission until 30 minutes before closing)
 * Opening hours may be extended, depending on the season.
 * Year-end and New Year holidays (December 28 to January 1)

2 East

Osaka Castle Nishinomaru Garden

Admission fee / Adults: 200 yen → 140 yen
 ○ 9:00 - 16:30 (March through October)
 ○ 9:00 - 16:30 (November through February)
 (Admission until 30 minutes before closing)
 * Mondays (the next weekday if it falls on a national holiday) and year-end and New Year holidays (December 28 to January 4). Not available during the evening cherry blossom-viewing period.



Main Tower of Osaka Castle
 (c) Osaka Convention & Tourism Bureau

3 South Central

Tsutenkaku Tower


Admission fee / Adults: 100 yen discount
 ○ 9:00 - 21:00
 (Admission until 30 minutes before closing)
 * Open all year round
 * Ebisucho Station



4 North

Umeda Sky Building Floating Garden Observatory


Admission fee / 10% off
 ○ 9:30 - 22:30
 (Admission until 30 minutes before closing)
 * Open all year around (except for regular closing days)
 * Umeda Station



5 East

Aqua-Liner (Aqua Bus)

Osaka Castle and Nakanoshima tour [60-minute course]
 Boarding fee / 10% off
 ○ Six to seven cruises from 10:00
 * The last cruise may change, depending on the season.
 * All cruises on January 8 and 9, 2020
 * Yodoyabashi Station, Yodoyabashi Station, and Osaka Business Park Station



6 East

Sakuya Konohana Kan

Admission fee / Adults: 500 yen → 450 yen
 ○ 10:00 - 17:00 (Admission until 30 minutes before closing)
 * Mondays (the next weekday if it falls on a national holiday) and year-end and New Year holidays (December 28 to January 4)
 * Tsurumi-ryokuchi Station

7 East

Osaka Museum of History

Admission fee / Adults: 600 yen → 540 yen
 High school and college students: 400 yen → 360 yen
 Limited to the permanent exhibition.
 ○ 9:30 - 17:00 (Admission until 30 minutes before closing)
 * Tuesday (the next weekday if it falls on a national holiday) and year-end and New Year holidays
 * Tanimachi 4-chome Station

8 North

Daimaru Museum-Umeda

Admission fee / 100 yen discount
 ○ 10:00 - 20:00 (Admission until 30 minutes before closing)
 * Subject to change, depending on the exhibition.
 * Irregular
 * Umeda Station

9 North

National Museum of Art, Osaka

Admission fee / (Permanent collection exhibition / Planned exhibition) Group discount
 [Special exhibition] Group discount
 * Including the Permanent collection exhibition and planned exhibitions.
 * Except for some special exhibitions.
 ○ 10:00 - 17:00 (Admission until 30 minutes before closing)
 * Closed at 20:00 on Fridays and Saturdays, and year-end and New Year holidays, exhibition replacement periods, and year-end and New Year holidays, occasional closing days
 * Higobashi Station

10 North

Osaka Science Museum

Admission to the exhibition area / Adults: 400 yen → 320 yen
 High school and college students: 300 yen → 240 yen
 ○ 9:30 - 17:00 (Admission to the exhibition hall until 30 minutes before closing)
 * Mondays (the next weekday if it falls on a national holiday), year-end and New Year holidays, and exhibition replacement periods
 * Higobashi Station

11 North

Museum of Oriental Ceramics, Osaka

Admission fee / [All exhibitions] Group discount for general visitors, high school students, and college students
 ○ 9:30 - 17:00 (Admission until 30 minutes before closing)
 * Mondays (the next weekday if it falls on a national holiday), year-end and New Year holidays, and exhibition replacement periods
 * Yodoyabashi Station and Kitahama Station

12 North

Osaka Museum of Housing and Living (Osaka Museum of Housing and Living)

Admission fee (for permanent exhibition) / Adults: High school and college students: 100 yen discount
 ○ 10:00 - 17:00 (Admission until 30 minutes before closing)
 * Mondays (the next weekday if it falls on a national holiday), year-end and New Year holidays, and occasional closing days
 * Tenjinbashi 6-chome Station

13 North

Tenma Tenjin Hanjotei

Admission fee / At door (general visitors): 3,000 yen → 2,500 yen
 * Limited to day performances, except for special performances.
 * Auxiliary seats and the standing section if advance tickets are sold out.
 ○ 13:00 - 16:00 (Day performances)
 * First Saturday and Sunday of September
 * Minami-morimachi Station

14 North

The Entrepreneurial Museum of Challenge and Innovation

Admission fee / Adults: 300 yen → 200 yen
 ○ 10:00 ~ 17:00 (Last admission is 30 minutes before the closure)
 * The shop opens until 19:00
 * Mondays (the next weekday if it falls on a national holiday)
 * Sakai-suji-hommachi Station

15 North

Kids Plaza Osaka

Admission fee / Adults (High school students and older): 1,400 yen → 1,260 yen
 Junior high school students: 800 yen → 720 yen
 * Applies to five persons including a one-day pass holder.
 ○ 9:30 - 17:00 (Admission until 45 minutes before closing)
 * Second and third Monday of every month (the next weekday if it falls on a national holiday), 4th Monday of August, September 2 - 5, and December 28 - January 2
 * Higobashi Station

16 North

Yuki Museum of Art

Admission fee / Adults: 700 yen → 600 yen
 ○ 10:00 - 16:30 (Admission until 30 minutes before closing)
 * Open until 19:00 only on the 1st Friday of every month.
 * Mondays (the next weekday if it falls on a national holiday)
 * Yodoyabashi Station

17 North

Osaka Duck Tour

Admission fee / Adults: 200 yen discount
 ○ 9:30 - 18:00
 * Irregular
 * Temmabashi Station

18 South Central

Kamigata Ukiyoe Museum

Admission fee / Adults: 500 yen → 450 yen
 Junior high school students: 300 yen → 250 yen
 ○ 11:00 - 18:00 (Admission until 30 minutes before closing)
 * The shop opens until 19:00
 * Mondays (the next weekday if it falls on a national holiday)
 * Namba Station

19 South Central

Shitenno-ji Temple (head temple of Washu)

Admission fee / [Central temple building] Adults: 300 yen → 200 yen
 High school and college students: 200 yen → 100 yen (Hombu Garden)
 Adults: 300 yen → 200 yen
 High school and college students: 200 yen → 100 yen (Treasure House)
 Adults: 500 yen → 200 yen
 High school and college students: 200 yen → 180 yen (Botanical Garden only)
 Adults: 200 yen → 180 yen
 ○ 9:30 - 17:00 (March through October)
 9:30 - 16:30 (November through February)
 (Admission until 30 minutes before closing)
 * Mondays (the next weekday if it falls on a national holiday) and year-end and New Year holidays
 * Shitennoji-mae Yuhigaoka Station

20 South Central

Tennoji Zoo

Admission fee / Adults: 500 yen → 350 yen
 ○ 9:30 - 17:00 (Admission until 16:00)
 * Until 18:00 on Saturdays, Sundays, and national holidays in May and September.
 (Admission until 17:00)
 * Mondays (the next weekday if it falls on a national holiday) and year-end and New Year holidays
 * Dobutsuen-mae Station, Ebisucho Station, and Tennoji Station

21 South Central

Osaka City Museum of Fine Arts

Admission fee / Adults: 300 yen → 150 yen
 High school and college students: 200 yen → 100 yen
 Limited to collection exhibitions.
 ○ 9:30 - 17:00 (Admission until 30 minutes before closing)
 * Mondays (the next weekday if it falls on a national holiday), exhibition replacement periods, and year-end and New Year holidays
 * Tennoji Station

22 South Central

Osaka Museum of Natural History Nagai Botanical Garden

Admission fee / Common ticket for the Museum and Botanical Garden
 * Limited to the permanent exhibition.
 Adults: 300 yen → 270 yen
 High school and college students: 200 yen → 180 yen
 ○ 9:30 - 17:00 (March through October)
 9:30 - 16:30 (November through February)
 (Admission until 30 minutes before closing)
 * Mondays (the next weekday if it falls on a national holiday) and year-end and New Year holidays
 * Nagai Station

23 South Central

SpaWorld Osen from Around the World

Admission fee / (Normal period) Adults (12 years of age or over): 200 yen discount
 Special period (e.g., O-bon vacation) Adults (12 years of age or over): 3,000 yen → 2,000 yen
 ○ 10:00 - 8:45 the next morning
 * Open all year round
 * Dobutsuen-mae Station

24 South Central

National Bunraku Theatre

Admission fee / Please check the website of Osaka Metro for privileges.
 ○ Depends on performance
 * Irregular
 * Nippombashi Station

25 Bay

Osaka Prefectural Government Sakishima Building Observatory

Observatory admission fee / Group discount
 ○ 11:00 - 22:00 (Admission until 30 minutes before closing)
 * Mondays (the next weekday if it falls on a national holiday),
 * Trade Center-mae Station

26 Bay

Port of Osaka Sea-Faring Sightseeing Ship "Santa Maria" (Osaka Water Bus)

Day cruise embarkation fee / [45-minute course] Adult: 1,600 yen → 1,000 yen
 ○ Five to eight cruises from 11:00
 * Not open on some days during the winter.
 * Osaka Station

27 Bay

Capt. Line (Shuttle Boat)

boarding fee / (One-way) Adult: 700 yen → 630 yen
 [Round trip] Adult: 1,300 yen → 1,170 yen
 ○ 9:30 - 20:00 * Subject to change depending on the day.
 * Irregular
 * No operation when the USJ or Osaka Aquarium Kaiyukan is closed, and the service will be suspended in case of rough weather.
 * Osaka Station

28 Bay

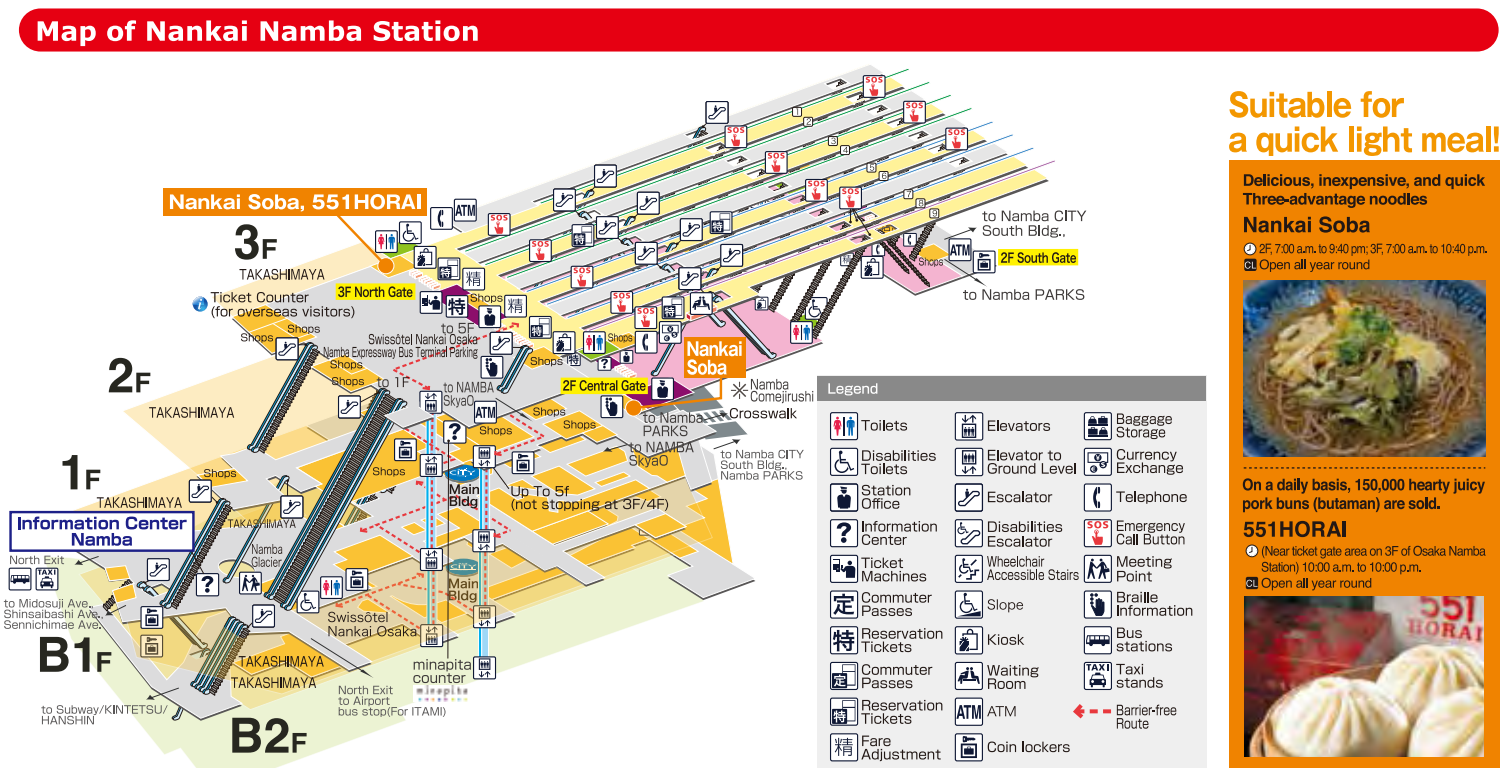
Tempozan Giant Ferris Wheel

Adults: 800 yen → 700 yen
 ○ 10:00 - 22:00
 (Tickets are sold until 21:30)
 * No service when Osaka Aquarium Kaiyukan is closed
 * Osaka Station



Rapi:t Express Timetable Kansai International Airport → Namba Station

Weekdays	Dept. Kansai Int'l Airport	Train No.	6:52	7:29	7:58	8:35	9:03	9:33	10:05	10:35	11:05	11:35	12:05	12:35	13:05	13:35	14:05	14:35	15:05
Weekdays	Arr. Namba	Train No.	7:39	8:19	8:47	9:17	9:44	10:15	10:46	11:14	11:44	12:14	12:45	13:14	13:44	14:14	14:44	15:14	15:45
Saturday & holidays	Dept. Kansai Int'l Airport	Train No.	6:56	7:56	8:36	9:16	9:46	10:16	10:46	11:16	11:46	12:16	12:46	13:16	13:46	14:16	14:46	15:16	15:46
Saturday & holidays	Arr. Namba	Train No.	7:42	8:42	9:22	10:02	10:32	11:02	11:32	12:02	12:32	13:02	13:32	14:02	14:32	15:02	15:32	16:02	16:32



Suitable for a quick light meal!

Delicious, inexpensive, and quick
Three-advantage noodles

Nankai Soba

○ 2F, 7:00 a.m. to 9:40 p.m.; 3F, 7:00 a.m. to 10:40 p.m.
 * Open all year round



On a daily basis, 150,000 hearty juicy pork buns (butaman) are sold.

551HORA!

○ Near ticket gate area on 3F of Osaka Namba Station 10:00 a.m. to 10:00 p.m.
 * Open all year round

